

--	--	--	--	--	--	--	--








-  \_\_\_\_\_
-  \_\_\_\_\_
-  \_\_\_\_\_
-  \_\_\_\_\_
-  \_\_\_\_\_
-  \_\_\_\_\_
-  \_\_\_\_\_



image-1627462035779.png









--	--	--	--

[illegible][illegible][illegible]

“ ”

[illegible]

[illegible][illegible][illegible]

100MG/DL(5.5MMOL/MG)

0.5MMOL

0.5MMOL

3MMOL

--	--	--	--	--

[illegible][illegible][illegible]

0.5MMOL□

(

[illegible]

The diagram illustrates the process of binary division. It starts with a single vertical rectangle on the left. An arrow points to a second rectangle that has been divided vertically into two equal halves. Another arrow points to a third rectangle divided into four equal vertical sections. A final arrow points to a fourth rectangle divided into eight equal vertical sections. This sequence demonstrates how a single unit can be repeatedly divided into two parts, leading to exponential growth in the number of units.

(  )

[illegible][illegible]□ (□□□□)[illegible][illegible][illegible]

--	--	--	--	--	--



[illegible][illegible][illegible][illegible][illegible]

0.5MMOL/MG

[illegible]

0.4MMOL/MG□□

0.5MMOL/MG [illegible]

--	--	--	--	--	--	--

[illegible][illegible]

--	--	--	--

“

[illegible]